

## Spraymiss Dispensers

Elevating Your Lifestyle with naturally refreshing & hygienic products begins with Cleanzing Company's Spraymiss touch-free dispensers!

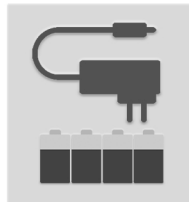


Spraymiss is the most sanitary way to dispense personal care products. Using Spraymiss not only improves hygiene by reducing contact with germs, it also helps our oceans recover from polluting wet wipes! Whether using Cleanzing Waters in the bathroom to mist your toilet paper before wiping, or revitalizing your facial skin with Cleanzing Waters & a cotton pad...or changing a baby's diaper & wiping with Cleanzing Waters using an oversized, 100% cotton Cleanzing Wipe & Washcloth, Spraymiss dispensers set a new, delightfully moist, & 'ocean-friendly' wiping standard.

## Setting up your Spraymiss


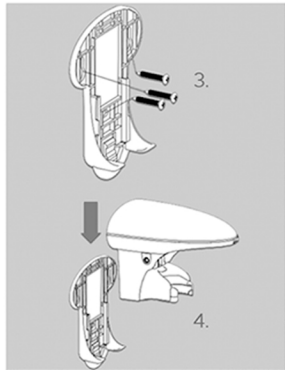

Power your Spraymiss either with four C batteries, or the optional power adapter. To install batteries, open the battery compartment on the back.

*(continued on other side)*





To open & load the battery compartment (1), push UP on the two tabs on the back. Install four C batteries & snap the battery compartment door closed. Spraymiss may be used on a counter or wall-mounted. To wall-mount Spraymiss, install the mounting bracket (2 & 3) using the screws & plugs included in the box & slide Spraymiss onto the bracket (4). To remove push tab on bottom (2) and slide up.



1. Battery compartment
2. Slide-on wall-mount bracket
3. Bracket in position to fasten to wall
4. Slide Spraymiss onto bracket
5. Cream pump
6. Waters pump
7. Insert tube into pump
8. Align neck of Cleansing bottle under pump; hold bottle & Spraymiss firmly in each hand
9. Push together & click securely into place

## Select the proper pump head

Each Spraymiss touchless dispenser comes with two pumps that attach to Cleansing bottles - one for Cream (5), & one for Waters (6).

Choose your Spraymiss pump according to the Cleansing product used. For Cleansing Waters, use the longer pump. The shorter Cream pump nozzles have larger orifices than water nozzles & are optimized for use with thicker products like Hair & Body Soap, Hair Conditioner, Moisturizer and Dish Liquid. Attach the tube (7) to the pump.

To attach Spraymiss to the Cleansing bottle, unscrew the hand-pump dispenser provided with your Cleansing product, & discard it or save it for another use. Attach the pump to the bottle without overtightening. Firmly grip the Spraymiss by the flat back (8). With


your other hand, slide the neck of the bottle with the Spraymiss pump onto the Spraymiss dispenser until it clicks securely into place (9).



## Dispensing

Point Spraymiss up while looking at the underside. Find the recessed black ON/OFF button on the left. To turn on Spraymiss, press and hold this button until the light on the tip of the Spraymiss turns from red to green. *That's it!*

It's not recommended to turn the unit off & on frequently. Just set it & forget it! Place Spraymiss on your countertop & its ready for use. Just pass a hand or cloth within 3" of the nozzle & Spraymiss will automatically dispense. Spraymiss can be SET to dispense more or less product by toggling the black SET button, opposite the ON/OFF button.



## Cleanzing Company is your home's hygienic helper!

All Cleanzing Company personal hygiene products are pH-balanced, hypoallergenic, made with natural & organic ingredients, & are eco-friendly. Our home care products are also tough on grime - but gentle on skin & fabrics.

### Personal Cleanzing Formulations

Waters, Hair & Body Wash, Hair Conditioner & Moisturizer - *in 5 delightfully hypoallergenic scents*

- ~ Purely Unscented ~ Purely Citrus Verbena
- ~ Purely Lavender Chamomile
- ~ Purely Green Tease ~ Purely Sweet Pea

### Home Care Cleanzing Formulations

Dish Liquid, Laundry Detergent

#### Bathroom

- ~ Waters - *for a more sanitary bathroom experience*
- ~ Hair & Body Wash, & Hair Conditioner
- ~ Moisturizer
- ~ Wipe & Washcloths, Hand Towels, Luxurious Oversized Bath Towels, & Foot Towels



Learn more about our broad line of products at:

[cleanzingw.com](http://cleanzingw.com)

Cleanzing formulations are made in the USA

#### Nursery

- ~ Waters - *no more polluting wet wipes for cleaning babies*
- ~ Hair & Body Wash - *pH-balanced & gentle for babies*
- ~ Hair Conditioner - *pH-balanced & gentle for babies*
- ~ Moisturizer - *hypoallergenic & baby-friendly*
- ~ Wipe & Washcloths - *designed for major baby wipe-ups*
- ~ Luxurious Oversized Bath Towels - *for dry-time fun*
- ~ Foot Towels - *floor mat prevents bathroom slips*

#### Laundry

- ~ Hypoallergenic Laundry Detergent - *in 4 scents*
- ~ Purely Unscented Laundry Detergent
- ~ Purely Citrus Verbena
- ~ Purely Lavender Chamomile
- ~ Purely Iced Mint

#### Kitchen

- ~ Dish Liquid
- ~ Hair & Body Wash - *handsoap*
- ~ Moisturizer
- ~ Luxurious Wipe & Washcloths & Dish Towels

